



Europäisches Patentamt
European Patent Office
Office européen des brevets



Publication number: **0 497 564 A1**

12

EUROPEAN PATENT APPLICATION

21 Application number : 92300726.4

22 Date of filing : 28.01.92

51 Int. Cl.⁵: **C07C 235/36, A61K 31/165,
C07C 311/39, A61K 31/18,
C07C 321/30, C07C 255/60,
C07C 327/48, C07D 213/75,
A61K 31/44**

30 Priority : 28.01.91 GB 9101777
16.08.91 GB 9117727

43 Date of publication of application :
05.08.92 Bulletin 92/32

84 Designated Contracting States :
PT

71 Applicant : RHONE-POULENC RORER
LIMITED
Rainham Road South
Dagenham, Essex RM10 7XS (GB)

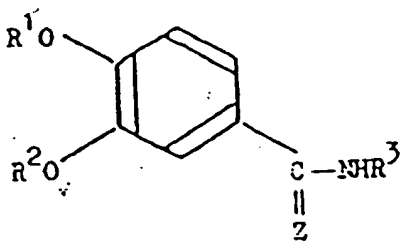
72 Inventor : Ashton, Michael John
Rhone-Poulenc Rorer Limited, Rainham Road
South
Dagenham, Essex RM10 7XS (GB)
Inventor : Cook, David Charles
Rhone-Poulenc Rorer Limited, Rainham Road
South
Dagenham, Essex RM10 7XS (GB)

Inventor : Fenton, Garry
Rhone-Poulenc Rorer Limited, Rainham Road
South
Dagenham, Essex RM10 7XS (GB)
Inventor : Hills Susan Jacqueline
Rhone-Poulenc Rorer Limited, Rainham Road
South
Dagenham, Essex RM10 7XS (GB)
Inventor : Mcfarlane, Ian Michael
Rhone-Poulenc Rorer Limited, Rainham Road
South
Dagenham, Essex RM10 7XS (GB)
Inventor : Palfreyman, Malcolm Norman
Rhone-Poulenc Rorer Limited, Rainham Road
South
Dagenham, Essex RM10 7XS (GB)
Inventor : Ratcliffe, Andrew James
Rhone-Poulenc Rorer Limited, Rainham Road
South
Dagenham, Essex RM10 7XS (GB)
Inventor : Vicker, Nigel
Rhone-Poulenc Rorer Limited, Rainham Road
South
Dagenham, Essex RM10 7XS (GB)

74 Representative : Bentham, Stephen
J.A. Kemp & Co. 14 South Square Gray's Inn
London, WC1R 5LX (GB)

54 Benzamides.

57 Benzamide derivatives of the formula (I) :



wherein R¹ represents alkyl, R² represents alkyl or mono-, bi- or tricycloalkyl, R³ represents an optionally substituted phenyl, naphthyl or heterocyclyl group, and Z represents oxygen or sulphur, and when said heterocyclyl groups contain one or more nitrogen ring atoms, N-oxides thereof, and pharmaceutically acceptable salts thereof, possess useful pharmacological properties.

EP 0 497 564 A1

This invention relates to therapeutically useful benzamide derivatives, to processes for their preparation, to pharmaceutical compositions containing them, and to methods for their use.

The present invention provides compounds of general formula I, hereinafter depicted, wherein R¹ represents a straight- or branched-chain alkyl group containing up to about 4 carbon atoms, R² represents a straight- or branched-chain alkyl group containing from about 2 to about 15, preferably 2 to 12, carbon atoms or a mono-, bi- or tricycloalkyl group containing up to about 10 carbon atoms, R³ represents an optionally substituted phenyl, naphthyl or heterocyclyl group, preferably a 5-, 6- or 7-membered heterocyclyl group containing one or more hetero atoms selected from oxygen, sulphur and nitrogen atoms, the optional substituents being one or more substituents selected from halogen atoms, alkyl groups which may carry one or more halogen atoms, and from aryl, arylalkyl, alkoxy, aryloxy, alkylthio, arylthio, alkoxy-carbonyl, aryloxy-carbonyl, alkanoyl, aroyl, alkylsulphonyl, arylsulphonyl, alkylsulphinyl, arylsulphinyl, hydroxy, hydroxyalkyl, formyl, alkanoylamino, aroylamino, cyano and nitro groups, and from amino, carbamoyl and sulphamoyl groups which themselves may each carry one or two alkyl substituents, and Z represents an oxygen or sulphur atom, and when said heterocyclyl groups contain one or more nitrogen ring atoms, N-oxides thereof, and pharmaceutically acceptable salts thereof, wherein all aryl groups and moieties, unless otherwise indicated, are selected from phenyl and naphthyl groups optionally substituted by one or more substituents selected from halogen atoms and alkyl and alkoxy groups, and wherein all alkyl groups and moieties, unless otherwise indicated, are straight- or branched-chain and contain up to about 4 carbon atoms.

Especially important compounds of the invention include those wherein at least one of the symbols has a value selected from the following:-

(i) R¹ represents a methyl group;

(ii) R² represents a propyl, butyl, nonyl, dodecyl, cyclohexyl, 8,9,10-trinorbornyl or, more especially, cyclopentyl group; and/or

(iii) R³ represents an optionally substituted pyrazinyl, pyrimidinyl, isoxazolyl, preferably pyridyl group, or an N-oxide thereof, or an optionally substituted phenyl group; the other symbols being as hereinbefore defined.

Among compounds wherein R³ represents a substituted phenyl group, compounds wherein said phenyl group is substituted in the 2-position or in the 2- and 6-positions are especially useful.

Similarly, among compounds wherein R³ represents a substituted heterocyclyl group, compounds wherein said heterocyclyl group is substituted on one or both of the positions next to the point of attachment to the rest of the molecule are especially useful.

Individual compounds of especial importance include the following:-

- A N-(2,6-difluorophenyl)-3-cyclopentyloxy-4-methoxybenzamide
- B N-(2-chloro-6-fluorophenyl)-3-cyclopentyloxy-4-methoxybenzamide
- C N-(2-trifluoromethylphenyl)-3-cyclopentyloxy-4-methoxybenzamide
- D N-(2,4,6-trichlorophenyl)-3-cyclopentyloxy-4-methoxybenzamide
- E N-(2,6-dibromophenyl)-3-cyclopentyloxy-4-methoxybenzamide
- F N-(2-chloro-6-methylphenyl)-3-cyclopentyloxy-4-methoxybenzamide
- G N-(2,6-dichlorophenyl)-3-cyclopentyloxy-4-methoxybenzamide
- H N-(2-fluorophenyl)-3-cyclopentyloxy-4-methoxybenzamide
- I N-phenyl-3-cyclopentyloxy-4-methoxybenzamide,
- J N-(2-methoxyphenyl)-3-cyclopentyloxy-4-methoxybenzamide
- K N-(2-chlorophenyl)-3-cyclopentyloxy-4-methoxybenzamide
- L N-(3-chlorophenyl)-3-cyclopentyloxy-4-methoxybenzamide
- M N-(4-methoxyphenyl)-3-cyclopentyloxy-4-methoxybenzamide
- N N-(2,6-dimethylphenyl)-3-cyclopentyloxy-4-methoxybenzamide
- O N-(2-methylthiophenyl)-3-cyclopentyloxy-4-methoxybenzamide
- P N-(2-bromophenyl)-3-cyclopentyloxy-4-methoxybenzamide
- Q N-(2-methoxycarbonylphenyl)-3-cyclopentyloxy-4-methoxybenzamide
- R N-(2-aminosulphonylphenyl)-3-cyclopentyloxy-4-methoxybenzamide
- S N-(2-benzoylphenyl)-3-cyclopentyloxy-4-methoxybenzamide
- T N-(2-cyanophenyl)-3-cyclopentyloxy-4-methoxybenzamide
- U N-(2,5-dichlorophenyl)-3-cyclopentyloxy-4-methoxybenzamide
- V N-(3-methylphenyl)-3-cyclopentyloxy-4-methoxybenzamide
- W N-(2-nitrophenyl)-3-cyclopentyloxy-4-methoxybenzamide
- X N-(2-dimethylaminophenyl)-3-cyclopentyloxy-4-methoxybenzamide
- Y N-(2-acetylphenyl)-3-cyclopentyloxy-4-methoxybenzamide
- Z N-(2-hydroxyphenyl)-3-cyclopentyloxy-4-methoxybenzamide

AA	N-(2-methylsulphonylphenyl)-3-cyclopentyloxy-4-methoxybenzamide
AB	N-(2,6-difluorophenyl)-3-cyclohexyloxy-4-methoxybenzamide
AC	N-(2,6-difluorophenyl)-3-butoxy-4-methoxybenzamide
AD	N-(2,6-difluorophenyl)-3-propoxy-4-methoxybenzamide
5 AE	N-(2-chlorophenyl)-3-cyclopentyloxy-4-methoxy(thiobenzamide)
AF	N-(4-chloropyrid-3-yl)-3-cyclopentyloxy-4-methoxybenzamide
AG	N-pyrid-2-yl-3-cyclopentyloxy-4-methoxybenzamide
AH	N-pyrazin-2-yl-3-cyclopentyloxy-4-methoxybenzamide
AI	N-pyrimidin-2-yl-3-cyclopentyloxy-4-methoxybenzamide
10 AJ	N-(3-methylpyrid-2-yl)-3-cyclopentyloxy-4-methoxybenzamide
AK	N-pyrid-3-yl-3-cyclopentyloxy-4-methoxybenzamide
AL	N-(3-chloropyrid-2-yl)-3-cyclopentyloxy-4-methoxybenzamide
AM	N-(3-chloropyrid-4-yl)-3-cyclopentyloxy-4-methoxybenzamide
AN	N-pyrid-4-yl-3-cyclopentyloxy-4-methoxybenzamide
15 AO	N-(3,5-dichloropyrid-4-yl)-3-cyclopentyloxy-4-methoxybenzamide
AP	N-(3,5-dimethylisoxazol-4-yl)-3-cyclopentyloxy-4-methoxybenzamide
AQ	N-(4,6-dichloropyrimid-5-yl)-3-cyclopentyloxy-4-methoxybenzamide
AR	N-(4-nitrophenyl)-3-cyclopentyloxy-4-methoxybenzamide
AS	N-(2,3,5,6-tetrafluoropyrid-4-yl)-3-cyclopentyloxy-4-methoxybenzamide
20 AT	N-(3,5-dichloro-2,6-difluoropyrid-4-yl)-3-cyclopentyloxy-4-methoxybenzamide
AU	N-(2,4,6-trifluorophenyl)-3-cyclopentyloxy-4-methoxybenzamide
AV	3,5-dichloro-4-(3-cyclopentyloxy-4-methoxybenzamido)pyridine-N-oxide
AW	N-(3,5-dichloropyrid-4-yl)-3-(<u>exo</u> -8,9,10-trinorbornyl-2-oxy)-4-methoxybenzamide
AX	N-(3,5-dichloropyrid-4-yl)-3-cyclohexyloxy-4-methoxybenzamide
25 AY	N-(3,5-dibromopyrid-4-yl)-3-cyclopentyloxy-4-methoxybenzamide
AZ	N-(3,5-dichloropyrid-4-yl)-3-butoxy-4-methoxybenzamide
BA	N-(3-methyl-5-bromoisothiazol-4-yl)-3-cyclopentyloxy-4-methoxybenzamide
BB	N-(3,5-dimethylisothiazol-4-yl)-3-cyclopentyloxy-4-methoxybenzamide
BC	N-(3,5-dimethylpyrid-4-yl)-3-cyclopentyloxy-4-methoxybenzamide
30 BD	N-(5-cyano-3-methylisothiazol-4-yl)-3-cyclopentyloxy-4-methoxybenzamide
BE	N-(3,5-dichloropyrid-4-yl)-3-cyclopentyloxy-4-methoxy(thiobenzamide)
BF	N-(2,6-dichloro-4-methoxyphenyl)-3-cyclopentyloxy-4-methoxybenzamide
BG	N-(2,6-dichloro-4-cyanophenyl)-3-cyclopentyloxy-4-methoxybenzamide
BH	N-(2,6-dichloro-4-carbamoylphenyl)-3-cyclopentyloxy-4-methoxybenzamide
35 BI	N-(2,6-dichloro-4-aminophenyl)-3-cyclopentyloxy-4-methoxybenzamide
BJ	N-(3-chloro-2,5,6-trifluoropyrid-4-yl)-3-cyclopentyloxy-4-methoxybenzamide
BK	N-(3,5-dibromopyrid-4-yl)-3-butoxy-4-methoxybenzamide
BL	N-(2,6-dichloro-4-methoxycarbonylphenyl)-3-cyclopentyloxy-4-methoxybenzamide
BM	N-(4-acetyl-amino-2,6-dichlorophenyl)-3-cyclopentyloxy-4-methoxybenzamide
40 BN	N-(3,5-dichloropyrid-4-yl)-3-nonyloxy-4-methoxybenzamide
BO	N-(2,6-dichloro-4-formylphenyl)-3-cyclopentyloxy-4-methoxybenzamide
BP	N-(2,6-dichlorophenyl)-3-(<u>exo</u> -8,9,10-trinorbornyl-2-oxy)-4-methoxybenzamide
BQ	N-(2,3,5-trifluoropyrid-4-yl)-3-cyclopentyloxy-4-methoxybenzamide
BR	sodium salt of N-(3,5-dichloropyrid-4-yl)-3-cyclopentyloxy-4-methoxybenzamide
45 BS	N-(2,6-dichloro-4-ethoxycarbonylphenyl)-3-cyclopentyloxy-4-methoxybenzamide
BT	N-(2,6-dichloro-4-hydroxymethylphenyl)-3-cyclopentyloxy-4-methoxybenzamide
BU	N-(3,5-dichloropyrid-4-yl)-3-dodecyloxy-4-methoxybenzamide
BV	(R)-N-(3,5-dichloropyrid-4-yl)-3-(<u>exo</u> -8,9,10-trinorbornyl-2-oxy)-4-methoxybenzamide
BW	(S)-N-(3,5-dichloropyrid-4-yl)-3-(<u>exo</u> -8,9,10-trinorbornyl-2-oxy)-4-methoxybenzamide
50 BX	N-(2,6-dichloro-4-nitrophenyl)-3-cyclopentyloxy-4-methoxybenzamide

The letters A to BX are allocated to compounds for easy reference in this specification.

The compounds of general I and their pharmaceutically acceptable salts exhibit pharmacological activity and accordingly are of use for the preparation of pharmaceutical compositions and in the treatment of humans and other animals. More especially, they are cyclic AMP phosphodiesterase inhibitors, in particular type IV cyclic AMP phosphodiesterase inhibitors, and thus the present invention provides compounds of general formula I and their pharmaceutically acceptable salts, and compositions containing compounds of general formula I and their pharmaceutically acceptable salts, which are of use in a method for the treatment of a human or animal patient suffering from, or subject to, conditions which can be ameliorated by the administration of an inhibitor

of cyclic AMP phosphodiesterase, for example, they are useful as bronchodilators and asthma-prophylactic agents and agents for the inhibition of eosinophil accumulation and of the function of eosinophils, e.g. for the treatment of inflammatory airways disease, especially reversible airway obstruction or asthma, and for the treatment of other diseases and conditions characterised by, or having an aetiology involving, morbid eosinophil accumulation. As further examples of conditions which can be ameliorated by the administration of inhibitors of cyclic AMP phosphodiesterase such as compounds of general formula I there may be mentioned inflammatory diseases, such as atopic dermatitis, urticaria, allergic rhinitis, psoriasis, rheumatic arthritis, ulcerative colitis, Crohn's disease, adult respiratory distress syndrome and diabetes insipidus, other proliferative skin diseases such keratosis and various types of dermatitis, conditions associated with cerebral metabolic inhibition, such as cerebral senility, multi-infarct dementia, senile dementia (Alzheimer's disease), and memory impairment associated with Parkinson's disease, and conditions ameliorated by neuroprotectant activity, such as cardiac arrest, stroke, and intermittent claudication.

According to a further feature of the invention there is provided a method for the treatment of a human or animal patient suffering from, or subject to, conditions which can be ameliorated by the administration of an inhibitor of cyclic AMP phosphodiesterase, for example conditions as hereinbefore described.

Compounds within the scope of the present invention exhibit positive pharmacological activities as demonstrated by the following tests which are believed to correlate to pharmacological activity in humans and other mammals.

Compounds of the invention at concentrations from about $10^{-9}M$ up to about $10^{-5}M$ produced about 50% inhibition of porcine aorta cyclic AMP phosphodiesterase.

Compounds of the invention at concentrations of about $10^{-7}M$ to about $10^{-4}M$ produced about 50% relaxation of guinea-pig tracheal strips, which had been contracted by treatment with spasmogens such as histamine and carbachol.

Compounds of the invention at intraperitoneal doses from about 1 to about 25 mg/kg or at oral doses from about 1 to about 50 mg/kg inhibited by about 50% the accumulation of eosinophils in the lungs of guinea-pigs.

Compounds of the invention at concentrations from about $10^{-8}M$ up to about $10^{-5}M$ produced about 50% inhibition of superoxide generation from eosinophils harvested from the peritoneal cavities of guinea-pigs.

Compounds of the invention at oral doses from about 1 to about 50 mg/kg administered 1 hour before challenge inhibited by about 50% ovalbumin- or PAF-induced hyperreactivity in guinea-pigs.

Bronchorelaxant activity was measured in *in vivo* tests in the anaesthetised guinea-pig according to the method of Dixon and Brodie [J. Physiol., 29, 97-173, (1903)] in which the effects on histamine-induced bronchospasm and mean arterial blood pressure were determined.

Nebulised aerosols generated from aqueous solutions of compounds of the invention were each administered for one minute to the anaesthetised guinea-pigs.

Alternatively, dry powder formulations made up from compounds of the invention and lactose were blown into the airways of the anaesthetised guinea-pigs.

Compounds of the invention produced from about 30% up to about 90% decrease in bronchospasm when administered at effective doses of about 20-80 μ g, without any significant effect on blood pressure.


Compounds of the invention as oral doses of about 1 to about 50mg/kg, administered one hour before challenge, inhibited by at least 50% ovalbumin-induced eosinophilia in guinea-pigs, which is measured 24 hours after challenge.

Administered at doses of about 1 to about 50mg/kg orally or parenterally or at doses of about 20 to about 500mg intratracheally, compounds of the invention inhibit PAF or ovalbumin-induced microvascular leakage (measured using fluorescein isothiocyanate dextran) by up to 100% in guinea-pigs.

The value of the compounds of the invention is enhanced by their very low mammalian toxicity levels.

Compounds of formula (I) can be prepared by the application or adaptation of known methods, by which is meant methods used heretofore or described in the literature.

Thus, according to a feature of the present invention, compounds of general formula I, wherein R^1 , R^2 and R^3 are as hereinbefore defined and Z represents an oxygen atom, are prepared by the reaction of compounds of general Formula II hereinafter depicted, wherein R^1 and R^2 are as hereinbefore defined and X^1 represents a halogen, e.g. bromine or, preferably, chlorine atom, with compounds of the general formula:-



wherein R^3 is as hereinbefore defined, preferably in the presence of a base, for example an alkali metal hydroxide or carbonate, e.g. sodium hydroxide or carbonate, an alkali metal hydride, e.g. sodium hydride, or an amine, preferably a tertiary amine, e.g. triethylamine or pyridine, optionally in an inert solvent, for example dichloromethane, dimethylformamide, or an ether, e.g. diethyl ether or tetrahydrofuran, preferably at a temperature from 0°C to the reflux temperature or at the melting point of the reaction mixture.

According to a further feature of the present invention, compounds of general formula I are prepared by

the reaction of compounds of general formula IV, hereinafter depicted, wherein R¹, R³ and Z are as hereinbefore defined, with compounds of the general formula:-



wherein R² is as hereinbefore defined and X² represents a halogen, preferably bromine, atom, preferably in the presence of a base, for example an alkali metal hydride, e.g. sodium hydride, an alkali metal hydroxide or carbonate, e.g. sodium hydroxide or carbonate, or an amine, preferably a tertiary amine, e.g. triethylamine or pyridine, optionally in an inert solvent, for example dichloromethane, dimethylformamide, or an ether, e.g. diethyl ether or tetrahydrofuran, preferably at a temperature from 0°C to the reflux temperature.

According to a further feature of the present invention, compounds of general formula I are prepared by interconversion of other compounds of general formula I.

For example, compounds of general formula I wherein R¹, R² and R³ are as hereinbefore defined and Z represents a sulphur atom are prepared from compounds of general formula I wherein R¹, R² and R³ are as hereinbefore defined and Z represents an oxygen atom, by reaction with phosphorus pentasulphide or 2,4-bis(4-methoxyphenyl)-1,3-dithia-2,4-diphosphetane-2,4-disulphide, preferably in a solvent such as pyridine or toluene, and preferably at a temperature from 0°C to the reflux temperature.

As another example, compounds of general formula I wherein R¹ and R² are as hereinbefore defined, Z represents an oxygen atom and R³ contains an alkylsulphonyl, arylsulphonyl alkylsulphinyl or arylsulphinyl group are prepared by the oxidation of compounds of general formula I wherein R¹ and R² are as hereinbefore defined, Z represents an oxygen atom and R³ contains an alkylthio or arylthio group, preferably by means of reaction with a peroxyacid, e.g. 3-chloro-perbenzoic acid, preferably in an inert solvent, e.g. dichloromethane, preferably at or near room temperature.

As another example, compounds of general formula I wherein R¹, R² and Z are as hereinbefore defined, Z preferably being an oxygen atom, and R³ contains a hydroxymethyl group are prepared by the reduction of compounds of general formula I wherein R¹, R² and Z are as hereinbefore defined and R³ contains an aryloxy carbonyl or, preferably, alkoxy carbonyl group, preferably by means of reaction with an alkali metal borohydride, preferably in an inert solvent, e.g. tetrahydrofuran, preferably at or near room temperature.

As another example, compounds of general formula I wherein R¹, R² and Z are as hereinbefore defined, Z preferably being an oxygen atom, and R³ contains a formyl group are prepared by the oxidation of compounds of general formula I wherein R¹, R² and Z are as hereinbefore defined and R³ contains a hydroxymethyl group, preferably by means of reaction with manganese dioxide, preferably in an inert solvent, e.g. dichloromethane, preferably at or above room temperature, more especially at the reflux temperature.

As another example, compounds of general formula I wherein R¹, R² and Z are as hereinbefore defined, Z preferably being an oxygen atom, and R³ contains an amino group are prepared by the reduction of compounds of general formula I wherein R¹, R² and Z are as hereinbefore defined and R³ contains a nitro group, preferably by means of reaction with iron in acidic conditions, e.g. in acetic acid, preferably at or above room temperature, more especially at the reflux temperature.

As another example, compounds of general formula I wherein R¹, R² and Z are as hereinbefore defined, Z preferably being an oxygen atom, and R³ contains an alkanoylamino or aroylamino group are prepared from compounds of general formula I wherein R¹, R² and Z are as hereinbefore defined and R³ contains an amino group, preferably by means of reaction with the appropriate acid halide or acid anhydride, optionally in an inert solvent, and preferably at a temperature from 0°C to the reflux temperature.

As another example, N-oxides of compounds of general formula I wherein R¹, R² and Z are as hereinbefore defined, Z preferably being an oxygen atom, and R³ represents a heterocyclyl group containing one or more nitrogen ring atoms, are prepared by the oxidation of compounds of general formula I wherein R¹, R² and Z are as hereinbefore defined and R³ represents a heterocyclyl group containing one or more nitrogen ring atoms, preferably by means of reaction with a mixture of hydrogen peroxide and an organic acid, e.g. acetic acid, preferably at or above room temperature at 60-90°C.

By the term "pharmaceutically acceptable salts" as used in this specification is meant salts the counter ions of which are relatively innocuous to the animal organism when used in therapeutic doses so that the beneficial pharmaceutical properties of the parent compounds of general formula I are not vitiated by side-effects ascribable to those counter ions.

Suitable acid addition salts for use in , pharmaceuticals may be selected from salts derived from inorganic acids, for example hydrohalides, e.g. hydrochlorides and hydrobromides, phosphates, sulphates and nitrates, and organic acids, for example oxalates, lactates, tartrates, acetates, salicylates, citrates, propionates, succinates, fumarates, maleates, methylene-bis-β-hydroxynaphthoates, gentisates, mesylates, isethionates and dip-toluoyltartrates.

As will be self-evident to those skilled in the art, some of the compounds of general formula I do not form stable salts. However, acid addition salts are most likely to be formed by compounds of formula I wherein

R³ represents a nitrogen-containing heterocyclidyl group and/or wherein R³ contains an amino group as a substituent.

According to a further feature of the invention, acid addition salts of compounds of formula I are prepared by reaction of the parent compounds of formula I with the appropriate acid, by the application or adaptation of known methods.

Alkali and alkaline earth metal salts are also suitable for use in pharmaceuticals, especially sodium salts.

According to a further feature alkali and , alkaline earth metal salts are prepared by reaction of the parent compounds of formula I with the appropriate base, by the application or adaptation of known methods. For example, sodium salts can conveniently be prepared by reaction with sodium hydride.

As well as being useful in themselves as active compounds, salts of compounds of formula I are useful for the purposes of purification of the parent compounds of formula I, for example by exploitation of the solubility differences between the salts and the parent compounds, by techniques well known to those skilled in the art.

The parent compounds of formula I can be regenerated from their salts by the application or adaptation of known methods.

For example, parent compounds of general formula I can be regenerated from their acid addition salts by treatment with an alkali, e.g. aqueous sodium bicarbonate solution or aqueous ammonia solution.

Similarly, parent compounds of general formula I can be regenerated from their alkali and alkaline earth metal salts by treatment with an acid, e.g. hydrochloric acid.

In this specification reference to compounds of formula I is intended to include reference to their pharmaceutically acceptable salts, where the context so permits.

It will be apparent to those skilled in the art that certain compounds of general formula I can exhibit isomerism, for example optical isomerism. All isomers within general formula I, and their mixtures, are within the scope of the invention.

Such isomers can be separated from their mixtures, by the application or adaptation of known methods, for example chromatographic techniques, or they may be separately prepared from the appropriate isomers of their intermediates, for example by the application or adaptation of methods described herein.

The starting materials and intermediates can be prepared by the application or adaptation of known methods, for example methods as described in the Reference Examples or their obvious chemical equivalents.

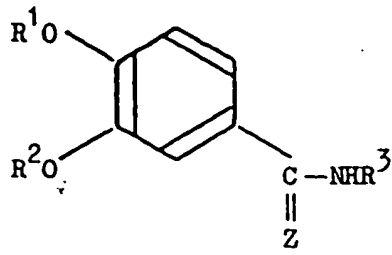
For example, compounds of formula II can be prepared from compounds of general formula Va, hereinafter depicted, wherein R¹ and R² are as hereinbefore defined, by the application or adaptation of known methods for the preparation of acid halides from carboxylic acids. For example, when X¹ represents a chlorine atom, the reaction can be carried out by means of thionyl chloride.

Compounds of formula Va can be prepared by the oxidation of compounds of general formula VI, hereinafter depicted, wherein R¹ and R² are as hereinbefore defined, e.g. by means of reaction with potassium permanganate, or with a mixture of sulphamic acid and sodium chlorite in acetic acid.

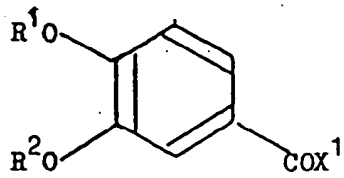
Compounds of formula VI can be prepared from compounds of general formula VII, hereinafter depicted, wherein R¹ is as hereinbefore defined, by reaction with compounds of formula V as hereinbefore defined, or alternatively by reaction with compounds of the general formula:-



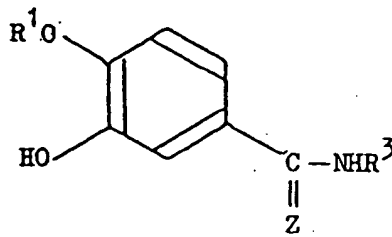
wherein R² is as hereinbefore defined, preferably in the presence of a compound such as diisopropyl azodicarboxylate.



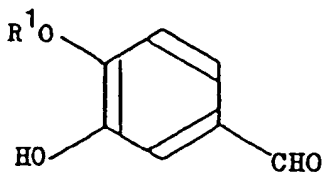
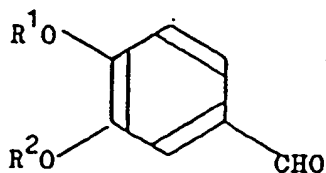
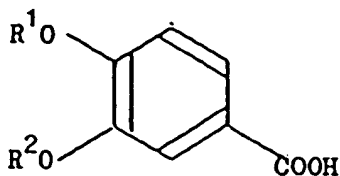
I



II



IV



35 The following Examples illustrate the preparation of the compounds according to the invention and the Reference Examples illustrate the preparation of the intermediates.

In the nuclear magnetic resonance spectra (NMR) the chemical shifts are expressed in ppm relative to tetramethylsilane. Abbreviations have the following significances:-
s = singlet; d = doublet; t = triplet; q = quartet; m = multiplet; dd = doublet of doublets; b = broad.

40 EXAMPLE 1

Compounds A,B,C,D,E,F,G,H,I,J K,L,M,N,O,P,Q,R,S,T,U,V,W,X,Y and Z

45 A stirred solution of 2,6-difluoroaniline (1.52g) and triethylamine (1.19g) in dichloromethane (50ml) at room temperature was treated with a solution of 3-cyclopentyloxy-4-methoxybenzoyl chloride (3.0g, prepared as described hereinafter in Reference Example 3) in dichloromethane (50ml), dropwise. The solution was stirred and heated at reflux for 4 hours, then it was cooled, washed with water and dried over magnesium sulphate. The solution was concentrated and the resulting residue was recrystallised from ethyl acetate, to give N-(2,6-difluorophenyl)-3-cyclopentyloxy-4-methoxybenzamide (1.9g), m.p. 158-160°C [NMR(CDCl₃):-1.55-1.7(m,3H), 1.8-2.05(m,5H),3.93(s,3H),4.85(m,1H), 6.9(d,1H),6.95-7.03(m,2H),7.2-7.3(m,1H),7.35(bs,1H), 7.45(q,1H), 7.53(d,1H); Elemental analysis:- C,65.1; H,5.6;F,10.4;N,4.2%; Calculated:- C,65.7;H,5.5;F,10.9; N,4.0%].

By proceeding in a similar manner, but replacing the 2,6-difluoroaniline by the appropriate quantities of the corresponding aniline derivatives, there were prepared:-

55 N-(2-chloro-6-fluorophenyl)-3-cyclopentyloxy-4-methoxybenzamide, m.p. 140-142°C [Elemental analysis:-C,62.3; H,5.2;Cl,9.7;N,3.6%; Calculated:- C,62.7;H,5.3;Cl,9.75; N,3.85%];

N-(2-trifluoromethylphenyl)-3-cyclopentyloxy-4-methoxybenzamide, m.p. 127-129°C [Elemental analysis:-C,63.4; H,5.5;F,13.3;N,3.3%; Calculated:- C,63.3;H,5.3;F,15.0; N,3.7%];

- N-(2,4,6-trichlorophenyl)-3-cyclopentyl-4-methoxybenzamide, m.p. 173°C [Elemental analysis:- C,55.2; H,4.4;Cl,26.4;N,3.1; Calculated:- C,55.0;H,4.4;Cl,25.6; N,3.4%];
- N-(2,6-dibromophenyl)-3-cyclopentyl-4-methoxybenzamide, m.p. 133°C [Elemental analysis:- C,48.5; H,4.0;Br,33.9;N,2.85%; Calculated:- C,48.6;H,4.1; Br,34.1;N,3.0%];
- 5 N-(2-chloro-6-methylphenyl)-3-cyclopentyl-4-methoxybenzamide, m.p. 138-140°C [Elemental analysis:- C,66.3;H,6.2;Cl,10.3;N,3.8%; Calculated:- C,66.75; H,6.2;Cl,9.85;N,3.9%];
- N-(2,6-dichlorophenyl)-3-cyclopentyl-4-methoxybenzamide, m.p. 138-140°C [Elemental analysis:- C,59.8; H,5.1;Cl,19.1;N,3.3%; Calculated:- C,60.0;H,5.0;Cl,18.65; N,3.7%];
- 10 N-(2-fluorophenyl)-3-cyclopentyl-4-methoxybenzamide, m.p. 137°C [Elemental analysis:- C,69.3;H,6.2; F,5.7; N,4.0%; Calculated:- C,69.3;H,6.1;F,5.8;N,4.25%];
- N-phenyl-3-cyclopentyl-4-methoxybenzamide, m.p. 169-173°C [Elemental analysis:- C,73.2;H,6.7; N,4.2%; Calculated:- C,73.3;H,6.8;N,4.5%];
- N-(2-methoxyphenyl)-3-cyclopentyl-4-methoxybenzamide, m.p. 132-134°C [Elemental analysis:- C,70.1; H,6.8;N,4.0%; Calculated:- C,70.4;H,6.8;N,4.1%];
- 15 N-(2-chlorophenyl)-3-cyclopentyl-4-methoxybenzamide, m.p. 122-124°C [Elemental analysis:- C,65.8; H,5.8;Cl,10.5; N,3.9%; Calculated:- C,66.0;H,5.8;Cl,10.25;N,4.05%];
- N-(3-chlorophenyl)-3-cyclopentyl-4-methoxybenzamide, m.p. 110-112°C [Elemental analysis:- C,65.9; H,6.5;Cl,9.8; N,3.7%; Calculated:- C,66.0;H,5.8;Cl,10.25;N,4.05%];
- 20 N-(4-methoxyphenyl)-3-cyclopentyl-4-methoxybenzamide, m.p. 182-184°C [Elemental analysis:- C,68.7; H,6.6;N,3.8%; Calculated for $C_{20}H_{23}NO_4 \cdot \frac{1}{2}H_2O$:- C,68.55; H,6.9;N,4.0%];
- N-(2,6-dimethylphenyl)-3-cyclopentyl-4-methoxybenzamide, m.p. 130-131°C [Elemental analysis:- C,74.2; H,7.4;N,4.1%; Calculated:- C,74.3;H,7.4;N,4.13%];
- N-(2-methylthiophenyl)-3-cyclopentyl-4-methoxybenzamide, m.p. 128-130°C [Elemental analysis:- C,67.6; H,6.5;N,3.9;S,8.9%; Calculated:- C,67.2;H,6.5;N,3.9; S,9.0%];
- 25 N-(2-bromophenyl)-3-cyclopentyl-4-methoxybenzamide, m.p. 126-128°C [Elemental analysis:- C,58.2; H,5.1; Br,20.4;N,3.5%; Calculated:- C,58.5;H,5.2;Br,20.5; N,3.6%];
- N-(2-methoxycarbonylphenyl)-3-cyclopentyl-4-methoxybenzamide, m.p. 105-107°C [Elemental analysis:- 68.4; H,6.35;N,3.7%; Calculated:- 68.3;6.3;N,3.8%];
- 30 N-(2-aminosulphonylphenyl)-3-cyclopentyl-4-methoxybenzamide, m.p. 248°C [Elemental analysis:- C,58.0; H,5.5;N,6.9%; Calculated:- C,58.45;H,5.7;N,7.2%];
- N-(2-benzoylphenyl)-3-cyclopentyl-4-methoxybenzamide, m.p. 106-107°C [Elemental analysis:- C,75.5; H,6.3; N,3.3%; Calculated:- C,75.2;H,6.1;N,3.4%];
- N-(2-cyanophenyl)-3-cyclopentyl-4-methoxybenzamide, m.p. 170-172°C [Elemental analysis:- C,71.0; H,6.0; N,8.1%; Calculated:- C,75.2;H,6.1;N,3.4%];
- 35 N-(2,5-dichlorophenyl)-3-cyclopentyl-4-methoxybenzamide, m.p. 117-119°C [Elemental analysis:- C,59.7; H,5.0;Cl,18.5;N,3.7%; Calculated:- C,60.0;H,5.0; Cl,18.65;N,3.7%];
- N-(3-methylphenyl)-3-cyclopentyl-4-methoxybenzamide, m.p. 147-149°C [Elemental analysis:- C,73.8; H,7.1;N,4.2%; Calculated:- C,73.8;H,7.1;N,4.3%];
- 40 N-(2-nitrophenyl)-3-cyclopentyl-4-methoxybenzamide, m.p. 130-132°C [Elemental analysis:- C,64.0;H,5.7; N,7.4%; Calculated:- C,64.0;H,5.7;N,7.9%];
- N-(2-dimethylaminophenyl)-3-cyclopentyl-4-methoxybenzamide, in the form of a brown oil [Elemental analysis:- C,71.5;H,7.4;N,7.4%; Calculated:- C,71.2; H,7.4;N,7.9%];
- N-(2-acetylphenyl)-3-cyclopentyl-4-methoxybenzamide, m.p. 126-127°C [Elemental analysis:- C,71.0; H,6.6; N,3.9%; Calculated:- C,71.4;H,6.6;N,4.0%]; and
- 45 N-(2-hydroxyphenyl)-3-cyclopentyl-4-methoxybenzamide, m.p. 169-171°C [Elemental analysis:- C,69.5; H,6.5;N,3.9%; Calculated:- C,69.7;H,6.5;N,4.3%].

EXAMPLE 2

50 Compound AA

A stirred solution of N-(2-methylthiophenyl)-3-cyclopentyl-4-methoxybenzamide (1.80g; prepared as described hereinbefore in Example 1) was treated with a solution of 3-chloroperbenzoic acid (3.60g; 85% pure) in dichloromethane (72ml), dropwise, and then it was stirred at room temperature for 5 hours. The reaction mixture was washed with saturated aqueous sodium bicarbonate solution and then with water, and then it was dried over magnesium sulphate. Concentration gave N-(2-methylsulphonylphenyl)-3-cyclopentyl-4-methoxybenzamide, (1.12g), in the form of a white solid, m.p. 119-121°C [NMR(CDC₃)₂:- 1.52-2.16 (m,8H),3.1(s,3H),3.94 (s,3H),4.9(m,1H),6.96(d,1H),7.46 (m,1H),7.6(m,2H),7.7(t,1H),7.95(d,1H),8.68(d,1H)];

Elemental analysis:- C,61.6;H,6.0;N,3.5;S,8.5%; Calculated:- C,61.7;H,5.95;N,3.6;S,8.5%].

EXAMPLE 3

5 Compounds AB, AC and AD

By proceeding in a manner similar to that described hereinbefore in Example 1, but using the appropriate quantities of the corresponding acid chlorides, prepared as described hereinafter in Reference Example 3, there were prepared:-

10 N-(2,6-difluorophenyl)-3-cyclohexyloxy-4-methoxybenzamide, m.p. 60°C [Elemental analysis:- C,66.1; H,6.3;N,3.3%; Calculated:- C,66.5;H,5.9;N,3.9%]; N-(2,6-difluorophenyl)-3-butoxy-4-methoxybenzamide, m.p. 150-152°C. [Elemental analysis:-C,64.6;H,5.8;N,4.2; Calculated:- C,64.5;H,5.7; N,4.2%]; and
 15 N-(2,6-difluorophenyl)-3-propoxy-4-methoxybenzamide, m.p. 170-174°C. [Elemental analysis:- C,63.4;H,5.4; N,4.4%; Calculated:- C,63.5;H,5.3;N,4.4%].

15 EXAMPLE 4

Compound AE

20 3-Cyclopentyloxy-4-methoxybenzoyl chloride (13.3g) and 2-chloroaniline (6.6g) were dissolved in pyridine (50ml) and the solution was allowed to stand at room temperature for 1 hour. Phosphorus pentasulphide (13g) was added and the stirred mixture was heated at 110°C for 1.5 hours. After cooling to room temperature the mixture was poured into an ice-cold solution of concentrated hydrochloric acid (100ml) in water (400ml). The mixture was stirred for 1 hour and the yellow solid was collected, washed with water and subjected to flash
 25 chromatography on silica gel, eluting with a mixture of cyclohexane and ethyl acetate (3:1v/v), to give N-(2-chlorophenyl)-3-cyclopentyloxy-4-methoxy(thiobenzamide) (5.4g), m.p. 129-131°C [Elemental analysis:- C,62.6;H,5.5;N,3.9; S,8.9%; Calculated:- C,63.1;H,5.6;N,3.9;S,8.9%].

30 EXAMPLE 5

Compounds AF, AG, AH, AI, AJ, AK AL, AM and AN

A stirred solution of 4-chloropyrid-3-ylamine (1.94g) and 3-cyclopentyloxy-4-methoxybenzoyl chloride (3.85g) in pyridine (50ml) was heated at 80°C for 7 hours and then it was allowed to stand overnight. The reaction mixture was evaporated, to give a brown oil, which was subjected to mpic on silica gel, using diethyl ether as eluent, to give N-(4-chloropyrid-3-yl)-3-cyclopentyloxy-4-methoxybenzamide (3.1g), m.p. 130-132°C.

By proceeding in a similar manner, but using the appropriate quantities of the appropriate amines instead of the 4-chloropyrid-3-ylamine used as a starting material, there were prepared:-
 40 N-pyrid-2-yl-3-cyclopentyloxy-4-methoxybenzamide, m.p. 92-94°C;
 N-pyrazin-2-yl-3-cyclopentyloxy-4-methoxybenzamide, m.p. 80-82°C;
 N-pyrimidin-2-yl-3-cyclopentyloxy-4-methoxybenzamide, m.p. 108-110°C;
 N-(3-methylpyrid-2-yl)-3-cyclopentyloxy-4-methoxybenzamide, m.p. 55°C;
 N-pyrid-3-yl-3-cyclopentyloxy-4-methoxybenzamide, m.p. 170-172°C;
 N-(3-chloropyrid-2-yl)-3-cyclopentyloxy-4-methoxybenzamide, m.p. 138-140°C;
 45 N-(3-chloropyrid-4-yl)-3-cyclopentyloxy-4-methoxybenzamide, m.p. 124-126°C
 N-pyrid-4-yl-3-cyclopentyloxy-4-methoxybenzamide, m.p. 163-165°C.

EXAMPLE 6

50 Compound AO

4-Amino-3,5-dichloropyridine (4.0g) and 3-cyclopentyloxy-4-methoxybenzoyl chloride (6.26g) were intimately ground together in a mortar with a pestle, and transferred to a round-bottomed flask. The mixture was melted, using a hot air gun external to the flask, stirring with a magnetical stirrer. After 10 minutes, heating was
 55 ceased and the melt was allowed to cool. The resulting material was triturated with dichloromethane and the residual solid was filtered off. The filtrate was concentrated to give a fawn solid, which was subjected to flash chromatography on silica gel, eluting with diethyl ether, to give N-(3,5-dichloropyrid-4-yl)-3-cyclopentyloxy-4-methoxybenzamide (1.87g), m.p. 155-157°C.

[Elemental analysis: C,56.3;H,4.7;N,7.2;Cl,18.4%; calculated: C,56.7;H,4.76;N,7.35;Cl,18.6%; IR spectrum: 1661cm⁻¹, 3244cm⁻¹]

EXAMPLE 7

5

Compound AP

By proceeding in a manner similar to that described hereinbefore in Example 1, but replacing the 2,6-difluoroaniline used as a starting material by the appropriate quantity of 4-amino-3,5-dimethylisoxazole, there was prepared N-(3,5-dimethylisoxazol-4-yl)-3-cyclopentyloxy-4-methoxybenzamide, m.p. 150-152°C.

[Elemental analysis: C,65.6;H,6.8;N,8.5%; calculated: C,65.4;H,6.7;N,8.5%].

EXAMPLE 8

15 Compounds AO,AY,BC,BG,BL,BQ,BS,BX,AX,AZ,AW,BV and BW

A suspension of sodium hydride (60% dispersion in oil; 2.2g) in dry tetrahydrofuran (25ml) at 15-20°C was treated portionwise with a solution of 4-amino-3,5-dichloropyridine (4.5g; prepared as described in Reference Example 5) in dry tetrahydrofuran (40ml), with cooling. The mixture was stirred for a further 30 minutes, and then it was cooled to 10°C and treated with a solution of 3-cyclopentyloxy-4-methoxybenzoyl chloride (6.4g) in dry tetrahydrofuran (40ml), dropwise, during 45 minutes at 10°C. The mixture was stirred at 10°C for 30 minutes and was then treated with dilute hydrochloric acid (50ml; 1N), followed by dichloromethane (75ml). The layers were separated and the aqueous layer was washed with a further quantity of dichloromethane (25ml). The combined organic layers were washed with water (50ml), with saturated aqueous sodium bicarbonate solution (100ml), and with water (50ml), dried over magnesium sulphate and evaporated to dryness. The resulting residue was recrystallised from isopropanol, to give N-(3,5-dichloropyrid-4-yl)-3-cyclopentyloxy-4-methoxybenzamide (7.0g).

By proceeding in a similar manner, but replacing the 4-amino-3,5-dichloropyridine used as a starting material by the appropriate quantities of the appropriate amines, and optionally using dimethylformamide instead of tetrahydrofuran, there were prepared:-

N-(3,5-dibromopyrid-4-yl)-3-cyclopentyloxy-4-methoxybenzamide, m.p. 160-162°C [Elemental analysis: C,46.4;H,3.9;N,6.1%; calculated:- C,46.0;H,3.9;N,6.0%];

N-(3,5-dimethylpyrid-4-yl)-3-cyclopentyloxy-4-methoxybenzamide, m.p. 77-80°C [Elemental analysis: C,67.2;H,6.9;N,7.8%; calculated:- C,67.0;H,7.3;N,7.8%];

35 N-(2,6-dichloro-4-cyanophenyl)-3-cyclopentyloxy-4-methoxybenzamide, m.p. 170-172°C [Elemental analysis: C,59.1;H,4.5;N,7.0;Cl,17.5%; calculated:- C,59.3;H,4.5; N,6.9;Cl,17.5];

N-(2,6-dichloro-4-methoxycarbonylphenyl)-3-cyclopentyloxy-4-methoxybenzamide, m.p. 158-160°C [Elemental analysis: C,57.4;H,4.9;N,3.2;Cl,16.4%; calculated:-C,57.5;H,4.8;N,3.2;Cl,16.2%];

40 N-(2,3,5-trifluoropyrid-4-yl)-3-cyclopentyloxy-4-methoxybenzamide, m.p. 144-146°C [Elemental analysis: C,59.3;H,4.9;N,7.5%; calculated:- C,59.0;H,4.7; N,7.65%];

N-(2,6-dichloro-4-ethoxycarbonylphenyl)-3-cyclopentyloxy-4-methoxybenzamide, m.p. 164-166°C;

N-(2,6-dichloro-4-nitrophenyl)-3-cyclopentyloxy-4-methoxybenzamide, m.p. 154-156°C;

N-(3,5-dichloropyrid-4-yl)-3-cyclohexyloxy-4-methoxybenzamide, m.p. 170°C [Elemental analysis: C,57.8;H,5.1;N,7.0;Cl,17.8%; calculated:- C,57.7;H,5.1;N,7.1; Cl,17.9%];

45 N-(3,5-dichloropyrid-4-yl)-3-butoxy-4-methoxybenzamide, m.p. 165-167°C [Elemental analysis: C,55.1;H,4.8;N,7.6;Cl,19.2%; calculated:- C,55.3;H,4.9;N,7.6; Cl,19.2%];

N-(3,5-dichloropyrid-4-yl)-3-(*exo*-8,9,10-trinorbornyl-2-oxy)-4-methoxybenzamide, m.p. 149-150°C [Elemental analysis: C,58.8;H,4.9;N,6.7%; calculated:- C,59.0; H,5.0;N,6.9%];

50 (R)-N-(3,5-dichloropyrid-4-yl)-3-(*exo*-8,9,10-trinorbornyl-2-oxy)-4-methoxybenzamide, m.p. 155-156°C [Elemental analysis: C,58.8;H,5.0;N,6.8%]; and

(S)-N-(3,5-dichloropyrid-4-yl)-3-(*exo*-8,9,10-trinorbornyl-2-oxy)-4-methoxybenzamide, m.p. 156-157°C.

EXAMPLE 9

55 Compound AV

A stirred suspension of N-(3,5-dichloropyrid-4-yl)-3-cyclopentyloxy-4-methoxybenzamide (2.0g; prepared as described in Example 6) in glacial acetic acid (8ml) was treated with an aqueous solution of hydrogen

peroxide (6ml;27.5%). The mixture was stirred for 3 hours at 70-80°C and then it was treated with a further portion of hydrogen peroxide solution (4ml), and the solution was stirred for a further 12 hours. The solution was then cooled, basified by treatment with concentrated aqueous sodium hydroxide solution, and extracted with dichloromethane (2x30ml). The organic extract was washed with brine (30ml), dried over magnesium sulphate and evaporated. The resulting residue was recrystallised from ethyl acetate, to give 3,5-dichloro-4-(3-cyclopentyloxy-4-methoxybenzamido)-pyridine-N-oxide (0.73g), m.p. 118-120°C [Elemental analysis:-C,53.0; H,4.4;N,6.8%; calculated for C₁₈H₁₈O₄N₂Cl₂·0.5H₂O:- C,53.2;H,4.7;N,6.9%].

EXAMPLE 10

Compound BE

A stirred solution of N-(3,5-dichloropyrid-4-yl)-3-cyclopentyloxy-4-methoxybenzamide (2.0g; prepared as described in Example 6) in toluene (50ml) was treated with 2,4-bis(4-methoxyphenyl)-1,3-dithia-2,4-diphosphetane-2,4-disulphide (3.0g), and the mixture was heated at 100°C for 2 hours. After cooling to room temperature and filtration, the filtrate was concentrated in vacuo, to give a yellow oil. This oil was subjected to flash chromatography on silica gel, using a mixture of pentane and ethyl acetate (8:2v/v) as eluent, to give N-(3,5-dichloropyrid-4-yl)-3-cyclopentyloxy-4-methoxy(thiobenzamide) (0.64g) m.p. 118-119°C [Elemental analysis:-C,54.1;H,4.6;Cl,17.4; N,6.8%; calculated:- C,54.4;H,4.6;Cl,17.85;N,7.05%].

EXAMPLE 11

Compound BI

A solution of N-(2,6-dichloro-4-nitrophenyl)-3-cyclopentyloxy-4-methoxybenzamide (1.5g; prepared as described in Example 8) in glacial acetic acid (22ml) was treated with iron pin dust (1.3g) and the mixture was heated with stirring at 90°C for 1 hour. The reaction mixture was cooled, basified to pH8 by treatment with saturated aqueous sodium carbonate solution, and extracted with ethyl acetate (2 x 150ml). The combined organic extract was dried over magnesium sulphate and concentrated in vacuo, to give a white solid. This solid was subjected to flash chromatography, eluting with a mixture of ethyl acetate and pentane (1:1v/v), to give N-(2,6-dichloro-4-aminophenyl)-3-cyclopentyloxy-4-methoxybenzamide (0.8g), m.p. 170-172°C [Elemental analysis:-C,54.8;H,5.04; N,6.5;Cl,17.4%; calculated:- C,57.7;H,5.1;N,7.1; Cl,17.9%].

EXAMPLE 12

Compound BM

Acetic anhydride (10ml) was treated with N-(2,6-dichloro-4-aminophenyl)-3-cyclopentyloxy-4-methoxybenzamide (0.8g; prepared as described in Example 11), and the reaction mixture was stirred for 2 hours and left to stand overnight. It was then poured into water (100ml), and extracted with ethyl acetate (100ml) and then with dichloromethane (100ml). The organic extracts were combined, dried over magnesium sulphate, and evaporated, to give N-(4-acetylamino-2,6-dichlorophenyl)-3-cyclopentyloxy-4-methoxybenzamide (0.4g), m.p. 250-252°C [Elemental analysis:- C,57.6;H,5.05;N,6.3;Cl,16.1%; calculated:C,57.5;H,5.1;N,6.4;Cl,16.2%].

EXAMPLE 13

Compounds BN and BU

A stirred solution of N-(3,5-dichloropyrid-4-yl)-3-hydroxy-4-methoxybenzamide (2.0g; prepared as described in Reference Example 12) in dimethylformamide (20ml) at room temperature under nitrogen was treated portionwise with a suspension of sodium hydride (60% dispersion in oil; 0.26g), and then it was stirred for a further hour at room temperature. It was then treated dropwise with 1-bromononane (1.2ml) and stirred at 60°C for 5 hours. The solution was then cooled to room temperature, diluted with water (60ml), and extracted with ethyl acetate (2x100ml). The combined organic extracts were dried over magnesium sulphate and evaporated, to give a white solid, which was subjected to flash chromatography on silica gel, eluting with t-butyl methyl ether, to give N-(3,5-dichloropyrid-4-yl)-3-nonyloxy-4-methoxybenzamide (0.56g), m.p. 151-153°C [Elemental analysis:- C,60.3;H,6.45;N,6.3%; calculated:- C,60.1;H,6.4;N,6.4%].

By proceeding in a similar manner, but using the appropriate quantity of 1-bromododecane, there was prep-

ared N-(3,5-dichloropyrid-4-yl)-3-dodecyloxy-4-methoxybenzamide, m.p.143-145°C.

EXAMPLE 14

5 Compound BO

A solution of N-(2,6-dichloro-4-hydroxymethylphenyl)-3-cyclopentylloxy-4-methoxybenzamide (4.4g) in dichloromethane (30ml) was treated with activated manganese dioxide (6.2g), and the mixture was stirred at reflux for 24 hours. The mixture was filtered, the filtrate was evaporated, and the resulting residue was subjected to flash chromatography on silica gel, eluting with ethyl acetate, to give N-(2,6-dichloro-4-formylphenyl)-3-cyclopentylloxy-4-methoxybenzamide (2.4g), m.p. 96-98°C [Elemental analysis:- C,59.0; H,5.1;N,3.1%; calculated:- C,58.8;H,4.7;N,3.4%].

EXAMPLE 15

15 Compound BT

A stirred solution of N-(2,6-dichloro-4-ethoxycarbonylphenyl)-3-cyclopentylloxy-4-methoxybenzamide (6.1g; prepared as described in Example 8) in dry tetrahydrofuran (80ml) at room temperature under argon was treated dropwise with a solution of lithium borohydride in tetrahydrofuran (115ml;2M). The mixture was stirred overnight and then it was treated portionwise with saturated brine (200ml) and stirred for 30 minutes. The organic layer was then washed with water, dried over magnesium sulphate and evaporated. The resulting residue was subjected to flash chromatography on silica gel, to give N-(2,6-dichloro-4-hydroxymethylphenyl)-3-cyclopentylloxy-4-methoxybenzamide (4.4g), m.p. 174-176°C [Elemental analysis:- C,57.1;H,5.4;N,2.9%; calculated for C₂₀H₂₁O₄NCl₂:0.5H₂O:- C,57.3;H,5.3;N,3.3%].

EXAMPLE 16

30 Compound BR

A solution of N-(3,5-dichloropyrid-4-yl)-3-cyclopentylloxy-4-methoxybenzamide (3.8g; prepared as described in Example 6) in dry tetrahydrofuran (25ml) was treated with a suspension of sodium hydride (60% dispersion in oil; 0.40g), and the mixture was stirred until effervescence had ceased and a solution had formed. This solution was evaporated in vacuo and the resulting residue was triturated with t-butyl methyl ether (20ml). The resulting off-white solid was filtered off, quickly washed with t-butyl methyl ether (2x20ml) and dried, to give the sodium salt of N-(3,5-dichloropyrid-4-yl)-3-cyclopentylloxy-4-methoxybenzamide (3.5g), m.p. 265-270°C (with decomposition) [NMR(DMSO-D₆):- 1.52-1.93(m,8H),4.77(s,3H),4.75-4.80 (m,1H),6.98(d,1H),7.58 (dd,1H),7.60(s,1H),8.20(s,2H); IR spectrum:- strong peak at 1508cm⁻¹, with no peaks at or near 1661cm⁻¹ nor 3244cm⁻¹, which would have been characteristics of the starting material].

EXAMPLE 17

40 Compounds AU, BF and BP

By proceeding in a manner similar to that described in Example 5, but replacing the 4-chloropyrid-3-ylamine used as a starting material by the appropriate quantities of the corresponding aniline derivatives, there were prepared:-

N-(2,4,6-trifluorophenyl)-3-cyclopentylloxy-4-methoxybenzamide, m.p. 160-162°C [Elemental analysis:- C,62.5; H,5.0;N,3.6%; calculated:- C,62.5;H,5.0;N,3.8%]; and N-(2,6-dichloro-4-methoxyphenyl)-3-cyclopentylloxy-4-methoxybenzamide, m.p. 126-128°C [Elemental analysis:C,57.9;H,4.9;N,3.2%; calculated:- C,58.5; H,5.2;N,3.4%].

By again proceeding in a similar manner, but replacing the 4-chloropyrid-3-ylamine and the 3-cyclopentylloxy-4-methoxybenzoyl chloride by the appropriate quantities of 2,6-dichloroaniline and 3-(exo-8,9,10-trinorbornyl-2-oxy)-4-methoxybenzoyl chloride (prepared as described in Reference Example 14), there was prepared N-(2,6-dichlorophenyl)-3-(exo-8,9,10-trinorbornyl-2-oxy)-4-methoxybenzamide, m.p. 106-107°C [Elemental analysis:- C,61.8;H,5.2;N,3.2%; calculated:- C,62.1;H,5.2;N,3.45%].

EXAMPLE 18Compounds AQ, AS, AT, BD, BH, BJ and BK

5 By proceeding in a manner similar to that described in Example 6, but replacing the 4-amino-3,5-dichloropyridine used as a starting material by the appropriate quantities of the corresponding amines, there were prepared: N-(4,6-dichloropyrimid-5-yl)-3-cyclopentyl-4-methoxybenzamide, m.p. 191-193°C [Elemental analysis:- C,53.1;H,4.4;Cl,18.6;N,10.9%; calculated:- C,53.1; H,4.5;Cl,18.6;N,10.8%];

10 N-(2,3,5,6-tetrafluoropyrid-4-yl)-3-cyclopentyl-4-methoxybenzamide, m.p. 178-180°C [Elemental analysis:- C,56.0;H,4.1;N,7.2%; calculated:- C,56.25;H,4.2;N,7.3%];

N-(3,5-dichloro-2,6-difluoropyrid-4-yl)-3-cyclopentyl-4-methoxybenzamide, m.p. 188-190°C [Elemental analysis:- C,51.5;H,3.8;N,6.8;Cl,17.0%; calculated:-C,51.8;H,3.9;N,6.7;Cl,17.0%];

15 N-(5-cyano-3-methylisothiazol-4-yl)-3-cyclopentyl-4-methoxybenzamide, m.p. 163-164°C [Elemental analysis:- C,60.0;H,5.3;N,11.7%; calculated:- C,60.5; H,5.85;N,11.8%];

N-(2,6-dichloro-4-carbamoylphenyl)-3-cyclopentyl-4-methoxybenzamide, m.p. 245-247° [Elemental analysis:-C,54.0;H,4.5;N,6.4%; calculated:- C,54.4;H,5.0; N,6.35%]; and

20 N-(3-chloro-2,5,6-trifluoropyrid-4-yl)-3-cyclopentyl-4-methoxybenzamide, m.p. 188-190°C [Elemental analysis:- C,53.7;H,3.95;N,6.81;Cl,8.9%; calculated:-C,53.94;H,4.0;N,7.0;Cl,8.85%].

25 By again proceeding in a similar manner, but replacing the 4-amino-3,5-dichloropyridine and the 3-cyclopentyl-4-methoxybenzoyl chloride by the appropriate quantities of 4-amino-3,5-dibromopyridine and 3-butoxy-4-methoxybenzoyl chloride (prepared as described in Reference Example 3), there was prepared N-(3,5-dibromopyrid-4-yl)-3-butoxy-4-methoxybenzamide, m.p. 160-162°C [Elemental analysis:- C,44.6;H,3.9;N,6.1%; calculated:- C,44.6;H,4.0;N,6.1%].

EXAMPLE 19Compounds AR, BA and BB

30 By proceeding in a manner similar to that described in Example 1, but replacing the 2,6-difluoro-aniline used as starting material by the appropriate quantities of the corresponding amines, there were prepared:- N-(4-nitrophenyl)-3-cyclopentyl-4-methoxybenzamide, m.p.178-180°C [Elemental analysis:- C,64.1;H,5.7;N,7.5%; calculated:- C,64.0;H,5.7;N,7.9%];

35 N-(3-methyl-5-bromoisothiazol-4-yl)-3-cyclopentyl-4-methoxybenzamide, m.p. 160-162°C [Elemental analysis:-C,50.0;H,4.7;N,6.8%; calculated:- C,49.6;H,4.7;N,6.8%]; and

N-(3,5-dimethylisothiazol-4-yl)-3-cyclopentyl-4-methoxybenzamide, m.p. 140-141°C [Elemental analysis:- C,62.4;H,6.35;N,8.0%; calculated:- C,62.4;H,6.4;N,8.1%].

REFERENCE EXAMPLE 1

40 A stirred solution of 3-hydroxy-4-methoxybenzaldehyde (2.00g) in dry dimethylformamide (20ml) was treated portionwise with sodium hydride (60% in oil; 0.56g) and the mixture was then heated for 1 hour at 50°C. It was then treated dropwise with cyclopentyl bromide (2.36g) and was stirred and heated at 50°C for 22 hours. The solution was diluted with water (100ml) and extracted with diethyl ether (2x100ml). The ethereal extracts
45 were combined, dried over magnesium sulphate and concentrated, to give 3-cyclopentyl-4-methoxybenzaldehyde (1.65g) in the form of a golden oil.

By proceeding in a similar manner, but using the appropriate quantities of cyclohexyl bromide, butyl bromide and propyl bromide, respectively, there were prepared:-

50 3-cyclohexyl-4-methoxybenzaldehyde in the form of a golden oil [Elemental analysis:- C,71.8;H,7.8%; Calculated:- C,71.8;H,7.7%];

3-butoxy-4-methoxybenzaldehyde in the form of a light brown oil [NMR(CDCl₃):- 1.0(t,3H),1.5(m,2H), 1.9(m,2H), 3.96(s,3H),4.1(t,2H),6.96(d,1H),7.4(m,2H),9.8(s,1H)]; and 3-propoxy-4-methoxybenzaldehyde [NMR(CDCl₃):-9.85(s,1H),7.4(dd,1H),7.4(d,1H),7.0(d,1H),4.05(t,2H), 4.0(s,3H),1.9(m,2H),1.06(t,3H)].

REFERENCE EXAMPLE 2

55 A stirred saturated aqueous solution of potassium permanganate (100ml) was treated with 3-cyclopentyl-4-methoxybenzaldehyde (7.4g; prepared as described hereinbefore in Reference Example 1) and

sodium carbonate (3.4g) and the mixture was stirred at 50°C for 1 hour, and then cooled to room temperature. The reaction mixture was acidified by treatment with concentrated hydrochloric acid and then it was treated with aqueous sodium bisulphite solution until a colourless solution was obtained. The reaction mixture was extracted with dichloromethane (2x100ml) and the organic extracts were dried over magnesium sulphate and concentrated. The resulting residue was recrystallised from diethyl ether, to give 3-cyclopentyloxy-4-methoxybenzoic acid (4.78g) in the form of white crystals. [NMR(CDCl₃):- 1.7(s,2H),1.8-2.2 (m,6H),3.95(s,3H),4.85(s,1H),6.9 (bs,1H)7.6(bs,1H), 7.8(s,1H),9.8(s,1H); Elemental analysis:- C,65.6; H,6.8%; Calculated:- C,66.1;H,6.8%].

By proceeding in a similar manner, but using the appropriate quantities of the corresponding benzaldehyde derivatives, prepared as described hereinbefore in Reference Example 1, there were prepared:-

3-cyclohexyloxy-4-methoxybenzoic acid in the form of a white solid, m.p. 158-160°C [NMR(CDCl₃):- 1.2-2.1 (m,10H),3.94(s,3H),4.3(m,1H),6.9(d,1H),7.6(s,1H),7.75 (d,1H)];

3-butoxy-4-methoxybenzoic acid in the form of a white solid, m.p. 130-132°C [NMR(CDCl₃):- 1.0 (t,3H), 1.5 (m,2H),1.85(m,2H),3.95(s,3H),4.1(t,2H),6.92(d,2H),7.6 (s,1H),7.75(d,1H)]; and

3-propoxy-4-methoxybenzoic acid ((NMR(CDCl₃):- 7.76 (dd,1H),7.6(d,1H),6.9(d,1H),4.04(t,2H),3.94(s,3H),1.9 (m,2H),1.05(t,3H)).

REFERENCE EXAMPLE 3

Stirred thionyl chloride (20ml) was treated with 3-cyclopentyloxy-4-methoxybenzoic acid (5.0g; prepared as described hereinbefore in Reference Example 2) portionwise and the solution was then heated at 85°C for 3 hours. Toluene (50ml) was added and the mixture was concentrated to give 3-cyclopentyloxy-4-methoxybenzoyl chloride (4.12g) in the form of an oil which slowly crystallised. [NMR(CDCl₃):- 1.6-1.7 (m,2H),1.8-1.95(m,4H),1.94-2.05(m,2H),3.94(s,3H),4.85 (m,1H),6.9(d,1H),7.55(d,1H),7.8(q,1H); Elemental analysis:- C,61.3;H,5.94;Cl,13.9%; Calculated:- C,61.3; H,5.94;Cl,13.92%].

By proceeding in a similar manner, but using the appropriate quantities of the corresponding benzoic acid derivatives, prepared as described hereinbefore in Reference Example 2, there were prepared:-

3-cyclohexyloxy-4-methoxybenzoyl chloride in the form of a colourless solid;

3-butoxy-4-methoxybenzoyl chloride in the form of a light brown oil; and

3-propoxy-4-methoxybenzoyl chloride [(NMR(CDCl₃):- 7.82 (dd,1H),7.53(d,1H),6.92(d,1H),4.03(t,2H),3.96 (s,3H),1.89 (m,2H),1.06(t,3H)].

REFERENCE EXAMPLE 4

A stirred solution of 4-aminopyridine (40g) in concentrated hydrochloric acid (500ml) at 80°C. was treated dropwise with aqueous hydrogen peroxide solution (200ml;15%w/w), keeping the temperature between 80°C. and 85°C. The solution was then cooled and basified by dropwise treatment with aqueous sodium hydroxide solution (50%w/w), keeping the temperature below 15°C. The resulting white flocculent precipitate was recrystallised from toluene, to give 4-amino-3,5-dichloropyridine (61.5g), m.p. 161.5-162.5°C.

REFERENCE EXAMPLE 5

A solution of 4-aminopyridine (47g) in concentrated hydrochloric acid (355ml) was treated portionwise at 80°C with an aqueous solution of sodium hypochlorite (550ml;15%w/v). The mixture was cooled to 30°C and basified by treatment with aqueous sodium hydroxide solution (300ml;35%w/v) during 20 minutes. The mixture was stirred and cooled for a further 30 minutes and then it was filtered. The solid was washed well with water and dried at 60°C, to give 4-amino-3,5-dichloropyridine (69.5g).

REFERENCE EXAMPLE 6

A solution of 3-cyclopentyloxy-4-methoxybenzaldehyde (66g) and sulphamic acid (39.6g) in glacial acetic acid (500ml) was treated dropwise during 1 hour with a solution of sodium chlorite (35g) in water (150ml). The mixture was stirred at 20°C during 1 hour and then it was treated with water (500ml) dropwise during 30 minutes. The resulting solid was filtered, washed with water and dried, to give 3-cyclopentyloxy-4-methoxybenzoic acid (60.9g) in the form of white crystals [Elemental analysis:- C,65.8; H,6.7%; calculated:- C,66.1;H,6.8%].

REFERENCE EXAMPLE 7

A solution of triphenylphosphine (17.5g) in dry tetrahydrofuran (50ml) under nitrogen was treated with

a solution of diisopropyl azodicarboxylate (13.5g) in dry tetrahydrofuran (50ml). The solution was stirred was treated with a solution of endo-8,9,10-trinorborneol (5.0g) in dry tetrahydrofuran (50ml) followed by a solution of 3-hydroxy-4-methoxybenzaldehyde (10.2g) in dry tetrahydrofuran (50ml). The solution was heated at reflux for 15 hours, cooled, poured into water (600ml), and extracted with diethyl ether (300ml). The extract
 5 was washed with water (100ml), with aqueous sodium hydroxide solution (2x100ml;1M) and with water (2x100ml), dried over magnesium sulphate and evaporated, to give an oil, which was subjected to flash chromatography on silica gel, eluting with a mixture of pentane and ethyl acetate (95:5v/v) to give 3-(exo-8,9,10-trinorbonyl-2-oxy)-4-methoxybenzaldehyde (8.2g), m.p. 56-61°C.

10 REFERENCE EXAMPLE 8

A stirred suspension of 3-hydroxy-4-methoxybenzaldehyde (50g) in water (200ml) at between 0 and 5°C was treated dropwise with an aqueous solution of sodium hydroxide (200ml;20%w/v), followed at between 0 and 5°C by benzoyl chloride (38ml). The reaction mixture was stirred at between 0 and 5°C for 1 hour and then
 15 it was allowed to warm to room temperature and was stirred for a further period of 2 hours. The resulting solution was extracted with dichloromethane (2x200ml) and the combined extract was washed with water (200ml), dried over magnesium sulphate and concentrated, to give 2-methoxy-5-formylphenyl benzoate (35.2g), m.p.70-72°C.

20 REFERENCE EXAMPLE 9

A stirred solution of potassium permanganate (28g) in acetone (200ml) was treated with 2-methoxy-5-formylphenyl benzoate (35.2g; prepared as described in Reference Example 8), and the resulting vigorously reacting mixture was cooled in an ice bath. It was then stirred at room temperature for 3 hours. The mixture was then concentrated and the residue was treated with saturated aqueous sodium metabisulphite solution (300ml).
 25 The resulting white solid was filtered off, washed well with water (200ml), and dried, to give 3-benzoyloxy-4-methoxybenzoic acid (29.3g), m.p. 180-183°C.

REFERENCE EXAMPLE 10

A solution of 3-benzoyloxy-4-methoxybenzoic acid (29.3g; prepared as described in Reference Example 9) in toluene (300ml) was treated with thionyl chloride (30ml) and heated on the steam bath for 6 hours. It was then cooled, filtered and concentrated, to give 3-benzoyloxy-4-methoxybenzoyl chloride (28.7g), m.p. 120-122°C.

35 REFERENCE EXAMPLE 11

By proceeding in a manner similar to that described in Example 8, but using 3-benzoyloxy-4-methoxybenzoyl chloride (prepared as described in Reference Example 10) and 4-amino-3,5-dichloropyridine (prepared as described in Reference Example 4) as starting materials, there was prepared N-(3,5-dichloropyrid-4-yl)-3-benzoyloxy-4-methoxybenzamide, m.p. 191-192°C.
 40

REFERENCE EXAMPLE 12

A solution of N-(3,5-dichloropyrid-4-yl)-3-benzoyloxy-4-methoxybenzamide (13.4g; prepared as described in Reference Example 11) in methanol (160ml) and water (60ml) was treated with anhydrous potassium carbonate (18g), and stirred overnight at room temperature. It was then brought to pH7 by treatment with dilute hydrochloric acid (2N), and concentrated. The residue was treated with water (100ml) and filtered, and the resulting solid was dried, to give N-(3,5-dichloropyrid-4-yl)-3-hydroxy-4-methoxybenzamide (8.8g), m.p. 227-228°C.
 45

50 REFERENCE EXAMPLE 13

By proceeding in a manner similar to that described in Reference Example 2, but using the appropriate quantities of 3-(exo-8,9,10-trinorbonyl-2-oxy)-4-methoxybenzaldehyde (prepared as described in Reference Example 7) and (R)-3-(exo-8,9,10-trinorbonyl-2-oxy)-4-methoxybenzaldehyde and (S)-3-(exo-8,9,10-trinorbonyl-2-oxy)-4-methoxybenzaldehyde (similarly prepared from (R)-endo-8,9,10-trinorborneol and (S)-endo-8,9,10-trinorborneol or as described in the specification of European Patent Publication No. 0428302A2] there were prepared:-
 55

3-(exo)-8,9,10-trinorbonyl-2-oxy-4-methoxybenzoic acid, m.p. 155-156°C;
 (R)-3-(exo)-8,9,10-trinorbonyl-2-oxy-4-methoxybenzoic acid, m.p. 155-156°C; and
 (S)-3-(exo)-8,9,10-trinorbonyl-2-oxy-4-methoxybenzoic acid, m.p. 155-156°C.

5 REFERENCE EXAMPLE 14

By proceeding in a manner similar to that described in Reference Example 3, but using the appropriate quantities of the corresponding benzoic acid derivatives, prepared as described hereinbefore in Reference Example 13, there were prepared:-

10 3-(exo)-8,9,10-trinorbonyl-2-oxy-4-methoxybenzoyl chloride;
 (R)-3-(exo)-8,9,10-trinorbonyl-2-oxy-4-methoxybenzoyl chloride; and
 (S)-3-(exo)-8,9,10-trinorbonyl-2-oxy-4-methoxybenzoyl chloride; each in the form of oils.

The present invention also includes within its scope pharmaceutical formulations which comprise at least one of the compounds of formula I or a pharmaceutically acceptable salt thereof in association with a pharmaceutically acceptable carrier or coating.

In clinical practice compounds of the present invention may be administered parenterally, rectally or orally, but they are preferably administered by inhalation.

Suitable compositions containing compounds of the invention and pharmaceutically acceptable salts thereof may be prepared by conventional means. For example, compounds of the invention and pharmaceutically acceptable salts thereof may be dissolved or suspended in a suitable carrier for use in a nebuliser or a suspension or solution aerosol, or may be absorbed or adsorbed onto a suitable solid carrier for use in a dry powder inhaler.

Solid compositions for oral administration include compressed tablets, pills, powders and granules. In such solid compositions, one or more of the active compounds is, or are, admixed with at least one inert diluent such as starch, sucrose or lactose. The compositions may also comprise, as is normal practice, additional substances other than inert diluents, e.g. lubricating agents, such as magnesium stearate.

Liquid compositions for oral administration include pharmaceutically acceptable emulsions, solutions, suspensions, syrups and elixirs containing inert diluents commonly used in the art such as water and liquid paraffin. Besides inert diluents such compositions may comprise adjuvants, such as wetting and suspending agents, and sweetening, flavouring, perfuming and preserving agents. The compositions according to the invention for oral administration also include capsules of absorbable material such as gelatin, containing one or more of the active substances with or without the addition of diluents or excipients.

Compositions according to the invention for parenteral administration include sterile aqueous, aqueous-organic, and organic solutions, suspensions and emulsions. Examples of organic solvents or suspending media are propylene glycol, polyethylene glycol, vegetable oils such as olive oil and injectable organic esters such as ethyl oleate. The compositions may also contain adjuvants such as stabilising, preserving, wetting, emulsifying and dispersing agents. They may be sterilised, for example, by filtration through a bacteria-retaining filter, by incorporation in the compositions of sterilising agents, by irradiation or by heating. They may also be manufactured in the form of sterile solid compositions, which can be dissolved in sterile water or some other sterile injectable medium immediately before use.

Solid compositions for rectal administration include suppositories formulated in accordance with known methods and containing at least one compound of formula I.

The percentage of active ingredient in the compositions of the invention may be varied, it being necessary that it should constitute a proportion such that a suitable dosage shall be obtained. Obviously, several unit dosage forms may be administered at about the same time. The dose employed will be determined by the physician, and depends upon the desired therapeutic effect, the route of administration and the duration of the treatment, and the condition of the patient. In the adult, the doses are generally from about 0.001 to about 50, preferably about 0.001 to about 5, mg/kg body weight per day by inhalation.

The following Composition Examples illustrate pharmaceutical compositions according to the present invention.

COMPOSITION EXAMPLE 1

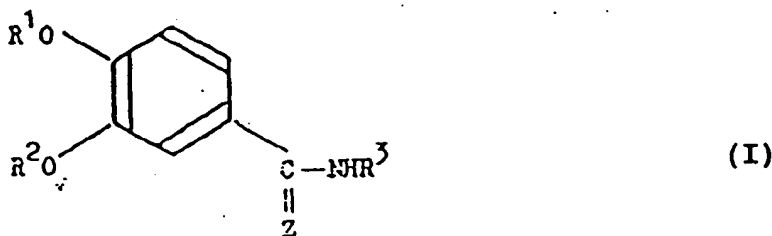
55 N-(2,6-difluorophenyl)-3-cyclopentyloxy-4-methoxybenzamide (1.0g) (mean particle size 3.5 microns) and lactose (mean particle size 72 microns) were blended together for 30 minutes in a mechanical shaker/mixer. The resulting blend was filled, to a fill weight of 25mg, into No.3 hard gelatine capsules, to give a product suitable for use, for example, with a dry powder inhaler.

COMPOSITION EXAMPLE 2

N-(3,5-dichloropyrid-4-yl)-3-cyclopentyloxy-4-methoxybenzamide (1.0g) (mean particle size 3.5 microns) and lactose (mean particle size 72 microns) were blended together for 30 minutes in a mechanical shaker/mixer. The resulting blend was filled, to a fill weight of 25mg, into No.3 hard gelatine capsules, to give a product suitable for use, for example, with a dry powder inhaler.

Claims

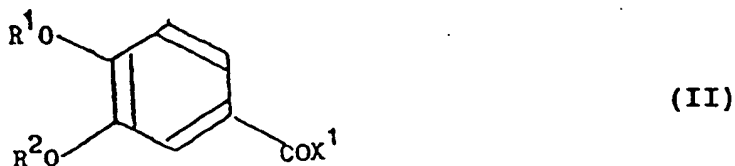
1. A benzamide derivative of the general formula (I):




wherein R¹ represents a straight- or branched-chain alkyl group containing up to 4 carbon atoms, R² represents a straight- or branched-chain alkyl group containing from 2 to 15 carbon atoms or a mono-, bi- or tricycloalkyl group containing up to 10 carbon atoms, R³ represents an optionally substituted phenyl, naphthyl or heterocyclyl group, and Z represents an oxygen or sulphur atom, and when said heterocyclyl groups contain one or more nitrogen ring atoms, N-oxides thereof, and pharmaceutically acceptable salts thereof.

2. A compound according to claim 1 wherein the heterocyclyl group is a 5-, 6- or 7-membered heterocyclyl group containing one or more hetero atoms selected from oxygen, sulphur and nitrogen atoms, and the optional substituents on phenyl, naphthyl or heterocyclyl being one or more substituents selected from halogen atoms, alkyl groups which may carry one or more halogen atoms, and from aryl, arylalkyl, alkoxy, aryloxy, alkylthio, arylthio, alkoxy-carbonyl, aryloxy-carbonyl, alkanoyl, aroyl, alkylsulphonyl, arylsulphonyl, alkylsulphinyl, arylsulphinyl, hydroxy, hydroxyalkyl, formyl, alkanoylamino, aroylamino, cyano and nitro groups, and from amino, carbamoyl and sulphamoyl groups which themselves may each carry one or two alkyl substituents, wherein all aryl groups and moieties, unless otherwise indicated, are selected from phenyl and naphthyl groups optionally substituted by one or more substituents selected from halogen atoms and alkyl and alkoxy groups, and wherein all alkyl groups and moieties, unless otherwise indicated, are straight- or branched-chain and contain up to 4 carbon atoms.
3. A compound according to claim 1 or 2 wherein R² represents a straight- or branched-chain alkyl group containing from 2 to 12 carbon atoms.
4. A compound according to claim 1 wherein at least one of the symbols has a value selected from the following:-
- (i) R¹ represents a methyl group;
 - (ii) R² represents a propyl, butyl, nonyl, dodecyl, cyclohexyl, 8,9,10-trinorbonyl or cyclopentyl group; and/or
 - (iii) R³ represents an optionally substituted pyrazinyl, pyrimidinyl, isoxazolyl, or pyridyl group, or an N-oxide thereof, or an optionally substituted phenyl group;
- the other symbols being as hereinbefore defined.
5. A compound according to claim 4 wherein R² represents cyclopentyl and R³ represents optionally substituted pyridyl.
6. A compound according to any one of preceding claims wherein R³ represents a phenyl group which is substituted in the 2-position or in the 2- and 6- positions.

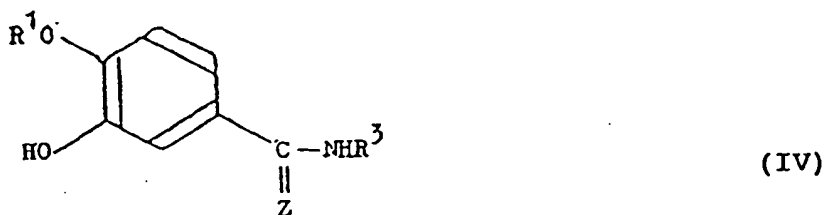
7. A compound according to any one of claims 1 to 5 wherein R³ represents a heterocyclyl group substituted on one or both of the positions next to the point of attachment to the rest of the molecule.
8. A compound according to claim 1 which is hereinbefore identified as any one of A to BX or a pharmaceutically acceptable salt thereof.
9. A process for the preparation of a compound according to claim 1 which comprises
(a) the reaction of a compound of the general formula (II):




wherein R¹ and R² are as defined in claim 1 and X¹ represents a halogen atom with a compound of the general formula (III):



20 wherein R³ is as defined in claim 1; or
(b) the reaction of a compound of the general formula (IV):



wherein R¹, R³ and Z are as defined in claim 1 with a compound of the general formula (V):



35 wherein R² is as defined in claim 1 and X² represents a halogen atom;
optionally followed by the conversion of a compound of general formula (I) thus obtained into another compound of general formula (I);
and optionally converting the compound of general formula (I) thus obtained into a salt thereof.

- 40 10. A pharmaceutical composition which comprises a benzamide derivative of general formula (I) as defined in claim 1 or a pharmaceutically acceptable salt thereof in association with a pharmaceutically acceptable carrier or coating.
- 45 11. A method for the treatment of a human or animal patient suffering from, or subject to, a condition which can be ameliorated by the administration of an inhibitor of cyclic AMP phosphodiesterase, which method comprises the administration of an effective amount of a benzamide derivative as defined in claim 1 or a pharmaceutically acceptable salt thereof.

50

55



European Patent
Office

EUROPEAN SEARCH REPORT

Application Number

EP 92 30 0726

DOCUMENTS CONSIDERED TO BE RELEVANT			
Category	Citation of document with indication, where appropriate, of relevant passages	Relevant to claim	CLASSIFICATION OF THE APPLICATION (Int. Cl.5)
A	JOURNAL OF MEDICINAL CHEMISTRY, vol. 16, no. 4, April 1973, WASHINGTON US pages 332 - 336; I.W. MATHISON ET AL.: 'SYNTHESIS AND HYPOTENSIVE PROPERTIES OF TETRAHYDROISOQUINOLINES' * the whole document *	1-11	C07C235/36 A61K31/165 C07C311/39 A61K31/18 C07C321/30 C07C255/60 C07C327/48
A	CHEMICAL ABSTRACTS, vol. 108, no. 15, 11 April 1988, Columbus, Ohio, US; abstract no. 131583P, 'PREPARATION OF N-PYRIDYL-4-(BENZYLOXY)BENZAMIDES AS CARDIOTONICS' page 733 ; * abstract * & JP-A-62 158 253 (KIRIN BREWERY CO., LTD)	1-11	C07D213/75 A61K31/44
A	CHEMICAL ABSTRACTS, vol. 99, no. 6, 8 August 1983, Columbus, Ohio, US; abstract no. 43556Z, 'HYPOGLYCEMIC PHARMACEUTICALS CONTAINING BENZAMIDE DERIVATIVES' page 322 ; * abstract * & JP-A-5 869 812 (CHUGAI PHARMACEUTICAL CO. LTD.)	1-11	TECHNICAL FIELDS SEARCHED (Int. Cl.5)
A	BULLETIN DE LA SOCIETE CHIMIQUE DE FRANCE, 1965, PARIS FR pages 848 - 857; P. GRAMMATICAKIS: 'CONTRIBUTION A L'ETUDE DE L'ABSORPTION DANS L'ULTRAVIOLET MOYEN ET LE VISIBLE DES N-AROYL-ARYLAMINES. IV.' * page 849 *	1-9	C07C A61K
The present search report has been drawn up for all claims			
Place of search THE HAGUE		Date of completion of the search 08 MAY 1992	Examiner SANCHEZ Y GARCIA J.
CATEGORY OF CITED DOCUMENTS		T : theory or principle underlying the invention E : earlier patent document, but published on, or after the filing date D : document cited in the application L : document cited for other reasons ----- & : member of the same patent family, corresponding document	
X : particularly relevant if taken alone Y : particularly relevant if combined with another document of the same category A : technological background O : non-written disclosure P : intermediate document			

EPO FORM 1503 (01.87) (P0401)